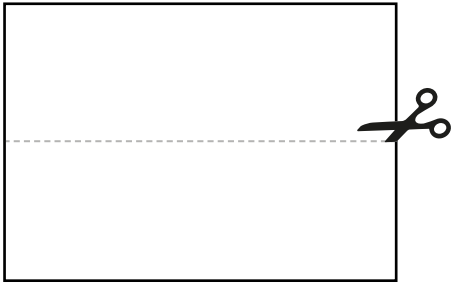


Paper people


We are all different but we are all loved by God. We are all part of one global family and we are all connected to each other. Reflect on this as you make and use these paper people in your family prayer time.

What you will need: A4 paper, scissors, colouring pens/pencils.

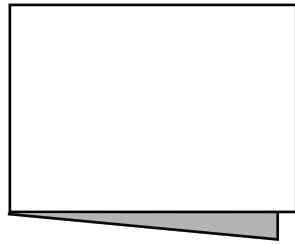
- 1.** Cut your A4 paper in half horizontally.




so it looks like this



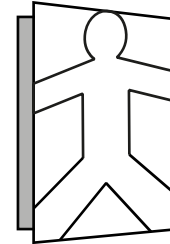
- 2.** Fold the strip of paper in half vertically.



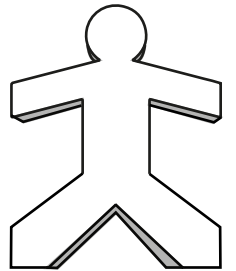

- 3.** Fold it in half vertically again.



- 4.** Draw your person. Make sure the arms and legs reach right to the edges of the paper.




- 5.** Cut out around the outline of your person. Do not cut along the folds where the arms and legs join.



so it looks like this

- 6.** Open out your set of paper people.



- 7.** Decorate them so that they all look different!

