

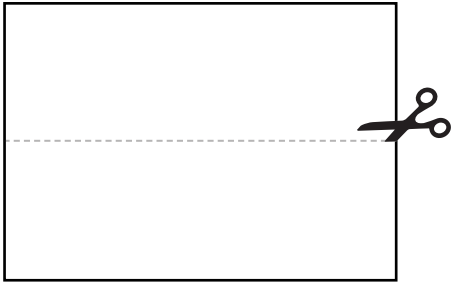
Loaves and fishes paper chains

Just as Jesus fed more than 5,000 people, we are encouraged to work towards a world where all people have enough healthy food to eat.


Make some loaves and fishes paper chains to remind you of this miracle.

What you will need: A4 paper, scissors, colouring pens/pencils.


- 1.** Cut your A4 paper in half horizontally.



so it looks like this

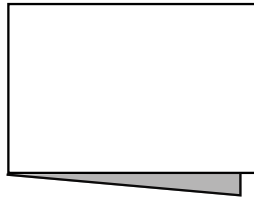


- 5.** Cut out around the outline of your fish or bread. Do not cut along the folds of the paper.

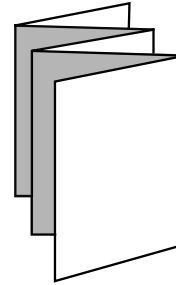


so it looks like this

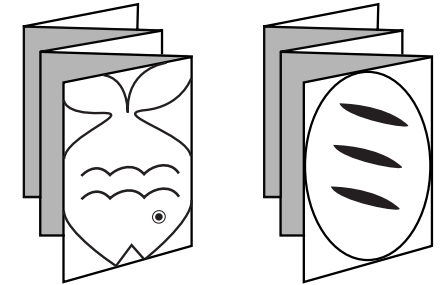
- 2.** Fold the strip of paper in half vertically.



- 3.** Fold it in half to create a concertina fold



- 4.** Draw a loaf of bread or a fish. Make sure the sides of the drawing touches the edges of the paper.



- 6.** Open up your fish or bread! You can decorate them with coloured pencils to brighten them up!

